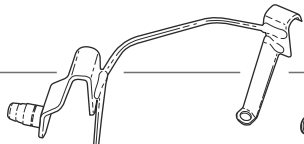


# SHAD

## HONDA SH 125 ('20 - SHAD LOCKS H0SH20SC

SIZE  
**5**

DESIGNED IN  
BARCELONA



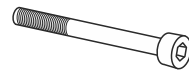
**1** 262982 x 1

**2** 304012 x 2  
M6x16 DIN 912

**3** 303000 x 3  
Ø6

**4** 262918 x 1

**5** 262919 x 1  
Ø8 Ø6 x 15



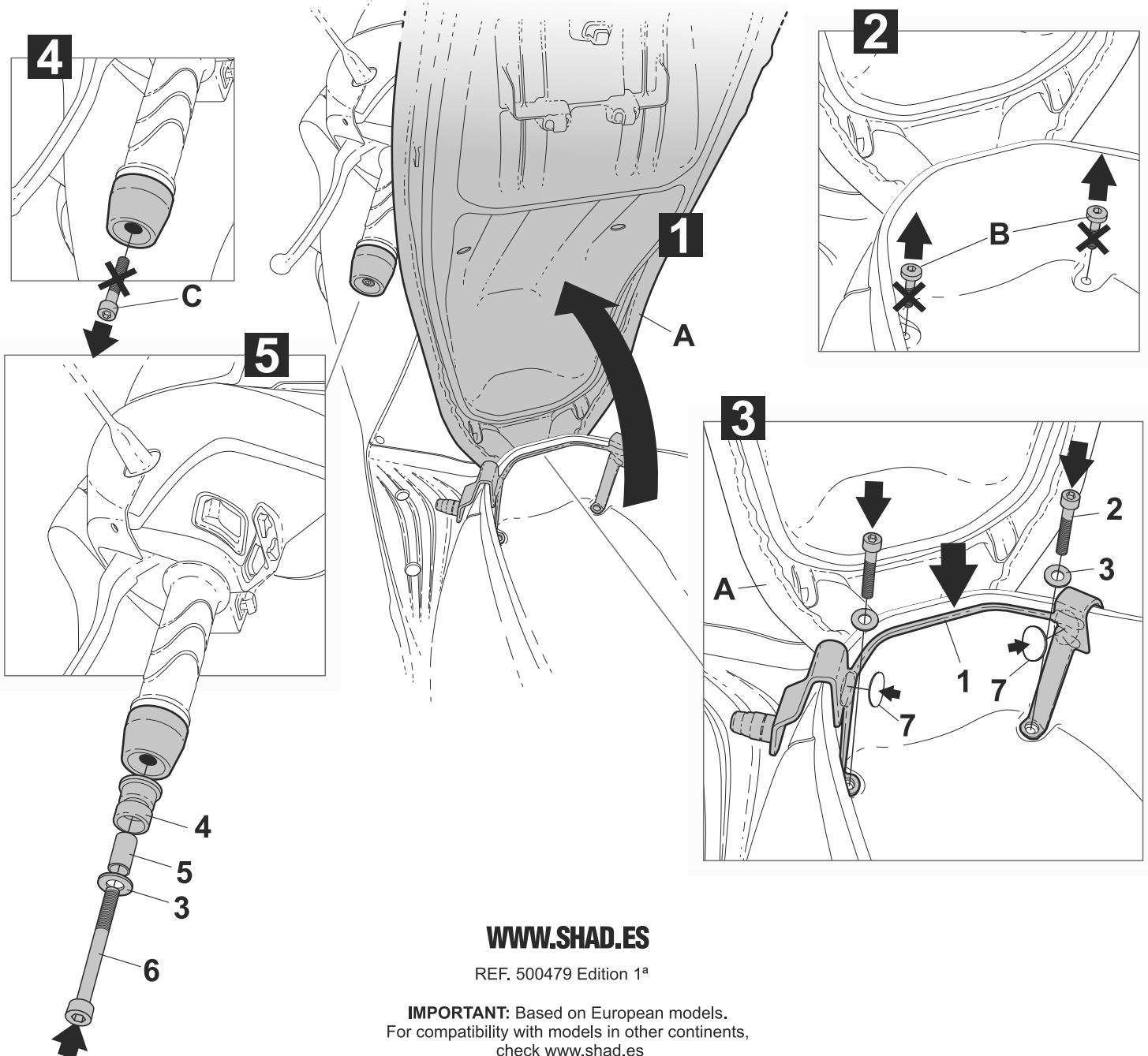
**6** 304117 x 1  
M6x70 DIN 912



**7** 201061 x 2  
Ø25 x 3

### WARNING!

- |   |   |   |  |  |
|---|---|---|--|--|
| <p><b>(GB)</b><br/>Tight firmly the pivot.<br/>Make sure that the pivot<br/>is firmly tight.<br/>LUBRICATE ONLY WITH<br/>WD-40 OIL!</p> | <p><b>(E)</b><br/>Apretar el pivote<br/>fuertemente. Asegurarse de<br/>que el pivote queda<br/>totalmente fijado. LUBRICAR<br/>SOLO CON ACEITE WD-40!</p> | <p><b>(D)</b><br/>Zapfen besonders fest anziehen und<br/>sicherstellen, dass er sich nicht<br/>mehr bewegen kann. ALS<br/>SCHMIERMITTEL IST NUR ÖL VOM<br/>TYP (WD 40) ZU VERWENDEN</p> | <p><b>(I)</b><br/>Premere il perno con<br/>forza. Assicurarsi che il<br/>perno sia opletamente<br/>fissato. LUBRIFICARE<br/>SOLO CON OLIO WD-40!</p> | <p><b>(F)</b><br/>Serrer fortement le pivot.<br/>S'assurer qu'il reste<br/>totalment fixé.<br/>LUBRIFIER SEULEMENT<br/>AVEC WD-40!</p> |
|---|---|---|--|--|



[WWW.SHAD.ES](http://WWW.SHAD.ES)

REF. 500479 Edition 1ª

**IMPORTANT:** Based on European models.  
For compatibility with models in other continents,  
check [www.shad.es](http://www.shad.es)